












Types of Feed





(USPC D Manual p185)

Name: TEACHER




Date: _____







#	Name	What	Examples	Picture
1.	Roughage	Bulky food, like grass and hay.	<ul style="list-style-type: none"> ● Grass – The most natural for horses (NEVER feed grass clippings) ● Hay – most common source of roughage. Many kinds; timothy, clover, Bermuda, oat-hay, and alfalfa. Alfalfa is the richest kind of hay ● Other – range cubes, hay pellets, beet pulp. 	  
2.	Concentrate	Foods that have more food value 'concentrated' in a smaller amount.	<ul style="list-style-type: none"> ● Grain – Oats, corn, barley, and bran. ● Mixed feed and pellets – mixing different grains. Some are ground up and pressed into pellets. "Sweet Feed" is a type of mixed feed. ● Supplements – vitamins and mineral supplements (powder or pellets) added to the feed for extra nutrition. 	  
3.	Succulents	Very juicy foods.	<p>Apples, carrots, etc.</p> <p>Fresh green grass is both a Roughage AND a succulent.</p>	  






4.	Water		Make sure it is always AVAILABLE and CLEAN	
5.	Minerals	Salt. Need 2 keep nutritional balance.	Salt block in stall or large block in the pasture. They lose salt when they sweat , and can't get enough of it from their normal diet.	

Feeding Rules

USPC D manual p185

#	Rule	Why	
1.	Feed little and often , not one big meal.	This mimics how horses live in nature . Graze, walk, graze, walk, etc. They can't digest one big meal; they could get impaction colic	
2.	Feed plenty of roughage (hay/grass)	Roughage helps with digestion . If hay is given in the pasture, put out one more pile than the number of horses. This way each pony gets some hay even if he is chased away from one pile.	
3.	Feed according to size, condition, temperament , and work of your pony.	You don't feed a baby the same amount as an adult; nor does your grandmother eat the same amount as a construction worker.	

4.	All changes in feed must be made gradually over 10-14 days	It takes that long for a pony's digestion to get used to a new kind of feed. Can cut back grain quickly, but must be increased slowly.	
5.	Feed on a regular schedule. Don't be late!	Horse are creatures of habit. If their food doesn't come on time it could make them nervous and sick. Also, when their food does come they may rush to eat it ('bolt their feed') which could also make them sick.	 
6.	Clean, fresh water must be available at all times.	Water is a requirement for all animals. Horses, like people, need it for health and digestion. The only time not to give water – when he is hot and sweaty . Needs 8 to 12 gallons a day. (Most water buckets are 5 gallons each)	
7.	Feed only clean, good quality hay and grain	Dusty, spoiled, or poor feed is bad for nutrition and can make him sick. Do you want to eat spoiled or dirty food? Good hay smells sweet , like freshly cut grass.	
8.	Salt should be available at all times.	Salt is a necessary mineral for general health of all animals. Do you take a vitamin? It probably has lots of different minerals in it. Salt is a mineral.	

9.	Do not ride your pony when his stomach is full .	It may make him sick. Do you want to go running right after you have eaten? Give your pony an hour after eating grain before riding him.	
10.	Do not feed your pony right after working .	He could colic. Make sure your pony is completely cooled down before giving him grain.	
11.	Learn and know how your pony normally eats .	If he doesn't eat the way he usually does it could mean he is sick. For example, <ul style="list-style-type: none"> • if he doesn't want to eat, • eats very slowly, • spills grain out of his mouth; could all be signs that there may be something wrong. Know what is normal for your pony.	
12.	Update your Record Book	Write your horse's feed ration in your record book. If you don't own a horse, ask the owner what feed he gets and the feed schedule.	
13.	Two Percent of Weight	In general , a horse should get about 2% of his weight in hay and grain (mostly hay). This changes based on rule # 3.	<p>Column1</p> 
14.	NEVER, EVER, change your horses feed or schedule Without first consulting the owner and a horse professional!	Changing a pony's feed, or the schedule, or the amounts could make your pony very sick . (Ponies in particular!) Always talk to a professional first (your parent, your instructor, the barn manager, etc.)	